

**1. TECHNICAL SPECIFICATIONS**Accuracy is calculated as: $\pm[\% \text{reading} + (\text{no. of digits}) * \text{resolution}]$ at 23°C, <80%RH**AC TRMS VOLTAGE**

Range (V)	Resolution (V)	Accuracy
15 ÷ 460	1	$\pm(3.0\% \text{ rdg} + 2\text{dgt})$

FREQUENCY

Range (Hz)	Resolution (Hz)	Accuracy
47.50 ÷ 52.50 / 57.00 ÷ 63.00	1	$\pm(0.1\% \text{ rdg} + 1\text{dgt})$

CONTINUITY OF PROTECTION CONDUCTORS WITH 200mA

Range (Ω)	Resolution (Ω)	Accuracy
0.00 ÷ 9.99	0.01	$\pm(5.0\% \text{ rdg} + 3\text{dgt})$
10.0 ÷ 99.9	0.1	
100 ÷ 1999	1	

Test current: >200mA DC up to 5 Ω (test leads included)
 Test current generated: 1mA resolution, range 0 ÷ 250mA
 Open-circuit voltage: 4 < V₀ < 24VDC
 Safety protection: error message for input voltage >10V

INSULATION RESISTANCE

DC test voltage (V)	Range (M Ω)	Resolution (M Ω)	Accuracy
50	0.01 ÷ 9.99	0.01	$\pm(2.0\% \text{ rdg} + 2\text{dgt})$
	10.0 ÷ 49.9	0.1	$\pm(5.0\% \text{ rdg} + 2\text{dgt})$
	50.0 ÷ 99.9		
100	0.01 ÷ 9.99	0.01	$\pm(2.0\% \text{ rdg} + 2\text{dgt})$
	10.0 ÷ 99.9	0.1	$\pm(5.0\% \text{ rdg} + 2\text{dgt})$
	100 ÷ 199	1	
250	0.01 ÷ 9.99	0.01	$\pm(2.0\% \text{ rdg} + 2\text{dgt})$
	10.0 ÷ 99.9	0.1	
	100 ÷ 249	1	$\pm(5.0\% \text{ rdg} + 2\text{dgt})$
	250 ÷ 499		
500	0.01 ÷ 9.99	0.01	$\pm(2.0\% \text{ rdg} + 2\text{dgt})$
	10.0 ÷ 199.9	0.1	
	200 ÷ 499	1	$\pm(5.0\% \text{ rdg} + 2\text{dgt})$
	500 ÷ 999		
1000	0.01 ÷ 9.99	0.01	$\pm(2.0\% \text{ rdg} + 2\text{dgt})$
	10.0 ÷ 199.9	0.1	
	200 ÷ 999	1	$\pm(5.0\% \text{ rdg} + 2\text{dgt})$
	1000 ÷ 1999		

Open-circuit voltage: rated test voltage -0% +10%
 Rated measuring current: >1mA with 1k Ω x Vnom (50V, 100V, 250V, 1000V), >2.2mA with 230k Ω @ 500V
 Short-circuit current: <6.0mA for each test voltage
 Safety protection: error message for input voltage >10V

LINE/LOOP IMPEDANCE P-P, P-N, P-PE – TT/TN SYSTEMS

Range (Ω)	Resolution (Ω) (*)	Accuracy
0.01 ÷ 19.99	0.01	$\pm(5.0\% \text{ rdg} + 3\text{dgt})$
20.0 ÷ 199.9	0.1	

(*) 0.1m Ω in range 0.1 ÷ 199.9 m Ω (by using the optional accessory IMP57)

Maximum test current: 3.31A (at 265V); 5.71A (at 457V)
 P-N/P-P Test voltage: (100V \pm 265V) / (100V \pm 460V); 50/60Hz \pm 5%
 Protection types: MCB (B, C, D, K), Fuse (aM, gG, BS882-2, BS88-3, BS3036, BS1362)

TEST ON RCD PROTECTION (MOLDED-CASE TYPE)

Differential protection type (RCD):	AC (⌚), A (⌚), General (G), Selective (S) and B(⌚)
Voltage range P-PE, P-N:	100V ÷ 265V RCD type A, A and B ($I_{\Delta N} \leq 100\text{mA}$), 190V ÷ 265V RCD type B ($I_{\Delta N} = 300\text{mA}$)
Voltage range N-PE:	<10V
Rated tripping currents ($I_{\Delta N}$):	6mA, 10mA, 30mA, 100mA, 300mA, 500mA, 650mA, 1000mA
Frequency:	50/60Hz ± 5%

RCD tripping current (for General RCDs only)

Type RCD	$I_{\Delta N}$	Range $I_{\Delta N}$ (mA)	Resolution (mA)	Accuracy
A, AC, B	6mA, 10mA	$(0.2 \div 1.1) I_{\Delta N}$	$0.1 I_{\Delta N}$	- 0%, +10% $I_{\Delta N}$
A, AC, B	$30\text{mA} \leq I_{\Delta N} \leq 300\text{mA}$			- 0%, +5% $I_{\Delta N}$
AC, A	$500\text{mA} \leq I_{\Delta N} \leq 650\text{mA}$			

Measurement RCD tripping time – TT/TN systems



	x 1/2		x 1		x 5		AUTO				AUTO+ 		
	\	G	S	G	S	G	S	G	S	G	S	G	S
6mA	AC	999	999	999	999	50	150	✓	✓	310		✓	
	A	999	999	999	999	50	150	✓	✓	310		✓	
	B	999	999	999	999					310			
10mA	AC	999	999	999	999	50	150	✓	✓	310		✓	
	A	999	999	999	999	50	150	✓	✓	310		✓	
	B	999	999	999	999					310			
30mA	AC	999	999	999	999	50	150	✓	✓	310		✓	
	A	999	999	999	999	50	150	✓	✓	310		✓	
	B	999	999	999	999					310			
100mA	AC	999	999	999	999	50	150	✓	✓	310			
	A	999	999	999	999	50	150	✓	✓	310			
	B	999	999	999	999					310			
300mA	AC	999	999	999	999	50	150	✓	✓	310			
	A	999	999	999	999	50	150	✓	✓	310			
	B	999	999	999	999					310			
500mA 650mA	AC	999	999	999	999	50	150	✓	✓	310			
	A	999	999	999	999					310			
	B												
1000mA	AC	999	999	999									
	A	999	999	999									
	B												

Table with duration of tripping time measurement [ms] - Resolution: 1ms, Accuracy: ±(2.0%reading + 2digits)

Measurement RCD tripping time – IT systems



	x 1/2		x 1		x 5		AUTO				AUTO+ 		
	\	G	S	G	S	G	S	G	S	G	S	G	S
6mA	AC	999	999	999	999	50	150	✓	✓	310		✓	
10mA	A	999	999	999	999	50	150	✓	✓	310		✓	
30mA	B	999	999	999	999					310			
100mA	AC	999	999	999	999	50	150	✓	✓	310			
300mA	A	999	999	999	999	50	150	✓	✓	310			
	B	999	999	999	999					310			
500mA	AC	999	999	999	999	50	150	✓		310			
650mA	A	999	999	999	999			✓		310			
	B												
1000mA	AC	999	999	999	999								
	A	999	999	999	999								
	B												

Table with duration of tripping time measurement [ms] - Resolution: 1ms, Accuracy: ±(2.0%reading + 2digits)

**FIRST FAULT CURRENT – IT SYSTEMS**

Range (mA)	Resolution (mA)	Accuracy
0.1 ÷ 0.9	0.1	±(5.0% rdg + 1dgt)
1 ÷ 999	1	±(5.0% rdg + 3dgt)

Limit contact voltage (ULIM) : 25V, 50V

OVERALL EARTH RESISTANCE WITHOUT RCD TRIPPING

Voltage range P-PE, P-N:	100V ÷ 265V
Voltage range N-PE:	<10V
Frequency:	50/60Hz ± 5%

Overall earth resistance in systems with Neutral (3-wire) – (30mA or higher RCD)

Range (Ω)	Resolution (Ω)	Accuracy
0.05 ÷ 9.99	0.01	± (5.0% rdg + 8dgt)
10.0 ÷ 199.9	0.1	

Overall earth resistance in systems with Neutral (3-wire) – (6mA and 10mA RCD)

Range (Ω)	Resolution (Ω)	Accuracy
0.05 ÷ 9.99	0.01	± (5.0% rdg + 30dgt)
10.0 ÷ 199.9	0.1	

Overall earth resistance in systems without Neutral (2-wire) – (30mA or higher RCD)

Range (Ω)	Resolution (Ω)	Accuracy
0.05 ÷ 9.99	0.01	± (5.0% rdg + 8dgt)
10.0 ÷ 99.9	0.1	
100 ÷ 1999	1	

Overall earth resistance in systems without Neutral (2-wire) – (6mA and 10mA RCD)

Range (Ω)	Resolution (Ω)	Accuracy
0.05 ÷ 9.99	0.01	± (5.0% rdg + 30dgt)
10.0 ÷ 99.9	0.1	
100 ÷ 1999	1	

Contact voltage

Range [V]	Resolution [V]	Accuracy
0 ÷ Ut LIM	0.1	-0%, +(5.0%rdg + 3V)

PHASE ROTATION WITH 1 TEST LEAD

Voltage range P-N, P-PE[V]	Frequency range
100 ÷ 265	50Hz/60Hz ± 5%

Measurement is only carried out by direct contact with metal live parts (**not on insulation sheath**)



2. GENERAL SPECIFICATIONS

MECHANICAL CHARACTERISTICS

Dimensions (L x W x H):	225 x 165 x 75mm (9 x 6 x 3in)
Weight (batteries included):	1.2kg (42 ounces)
Mechanical protection:	IP40

MEMORY AND PC CONNECTIONS

Memory:	999 locations, 3 mark levels
PC connection:	optical/USB port

DISPLAY

Characteristics:	COG Black/white graphic LCD, 320x240pxl
------------------	---

POWER SUPPLY

Battery type:	6x1.5V alkaline batteries type AA IEC LR06 or 6 x1.2V rechargeable NiMH type AA
Battery life:	> 500 tests for each function
Auto Power OFF:	after 5 minutes' idling (if activated)

ENVIRONMENTAL CONDITIONS FOR USE

Reference temperature:	23°C ± 5°C (73°F ± 41°F)
Operating temperature:	0°C ÷ 40°C (32°F ÷ 104°F)
Allowable relative humidity:	<80%RH
Storage temperature:	-10°C ÷ 60°C (14°F ÷ 140°F)
Storage humidity:	<80%RH
Max. operating altitude:	2000m (6562ft)

REFERENCE GUIDELINES

Safety:	IEC/EN61010-1, IEC/EN61010-2-030, IEC/EN61010-2-033 IEC/EN61010-2-034, IEC/EN61557-1
EMC :	IEC/EN61326-1
Technical documentation:	IEC/EN61187
Safety of accessories:	IEC/EN61010-031
Insulation:	double insulation
Pollution level:	2
Measurement category:	CAT IV 300V to earth, maximum 415V between inputs
RPE:	IEC/EN61557-4, BS7671 17th ed., AS/NZS3000/3017
MΩ:	IEC/EN61557-2, BS7671 17th ed., AS/NZS3000/3017
RCD:	IEC/EN61557-6 (only on Phase-Neutral-Earth systems)
LOOP P-P, P-N, P-PE:	IEC/EN61557-3, BS7671 17th ed., AS/NZS3000/3017
Multifunction:	IEC/EN61557-10, BS7671 17th ed., AS/NZS3000/3017
Short-circuit current:	EN60909-0

This instrument satisfies the requirements of Low Voltage Directive 2014/35/EU (LVD) and of EMC Directive 2014/35/EU

This instrument satisfies the requirements of European Directive 2011/65/EU (RoHS) and 2012/19/EU (WEEE)

Diensten van EURO-INDEX

EURO-INDEX is fabrikant, importeur en distributeur van diverse A-merken op het gebied van test- en meetinstrumenten. Daarnaast leveren wij een groot aantal diensten om het gebruik van deze instrumenten in uw bedrijfsvoering te optimaliseren. Dit omvat uiteraard onderhoud, reparatie en kalibratie van de instrumenten, maar ook kennisdeling via de EURO-INDEX Academy en verhuur van instrumenten.

Geautoriseerd Service Centrum

EURO-INDEX b.v. is van alle vertegenwoordigde merken een Geautoriseerd Service Centrum. Dit betekent dat uw instrumenten worden behandeld door technici die zijn opgeleid door de fabrikant en beschikken over de juiste gereedschappen en software. Er worden uitsluitend originele onderdelen toegepast en de garantie van uw instrument, evenals de certificering (ATEX, EN50379, etc.) blijven intact.

Kalibratielaboratorium

Ons moderne service- en kalibratielaboratorium beschikt over een RvA accreditatie naar NEN-EN-ISO/IEC 17025. Deze accreditatie geldt voor grootheden, zoals gespecificeerd in de scope bij accreditatienummer K105.



Kijk voor een overzicht van al onze diensten op euro-index.nl/diensten



Mobiele Service

Naast de vaste kalibratielaboratoria in Capelle aan den IJssel en Zaventem beschikken wij ook over een laboratorium op wielen met de naam "Mobiele Service". Dit biedt vertrouwde service en kwaliteit, bij u voor de deur!

KWS®

KWS® is een uniek servicesysteem voor uw meetinstrumenten met periodiek onderhoud en kalibratie tegen vaste, lage kosten. Via een gratis webportal (mijnkws.nl) heeft u altijd en overal beschikking over uw kalibratiecertificaten.

Verhuur van meetinstrumenten

- Uitgebreid assortiment
- Nauwkeurigheid aantoonbaar door actueel kalibratiecertificaat
- Deskundig advies
- Complete levering inclusief accessoires

EURO-INDEX Academy

- Trainingen (individueel en klassikaal)
- Cursussen en workshops
- Demonstratie- en instructievideo's
- Whitepapers



Servicebalie



Onderhoud, reparatie en kalibratie



Cursussen en workshops



Mobiele Service

Wijzigingen voorbehouden EURO-INDEX® NL 21004



NETHERLAND
Rivium 2e straat 12
2909 LG Capelle a/d IJssel
T: 010 - 2 888 000
F: 010 - 2 888 010
verkoop@euro-index.nl
www.euro-index.nl



BELGIË
Leuvensesteenweg 607
1930 Zaventem
T: +32 - (0)2 - 757 92 44
F: +32 - (0)2 - 757 92 64
info@euro-index.be
www.euro-index.be